

Student Satisfactory Survey

1. The Gender Composition.

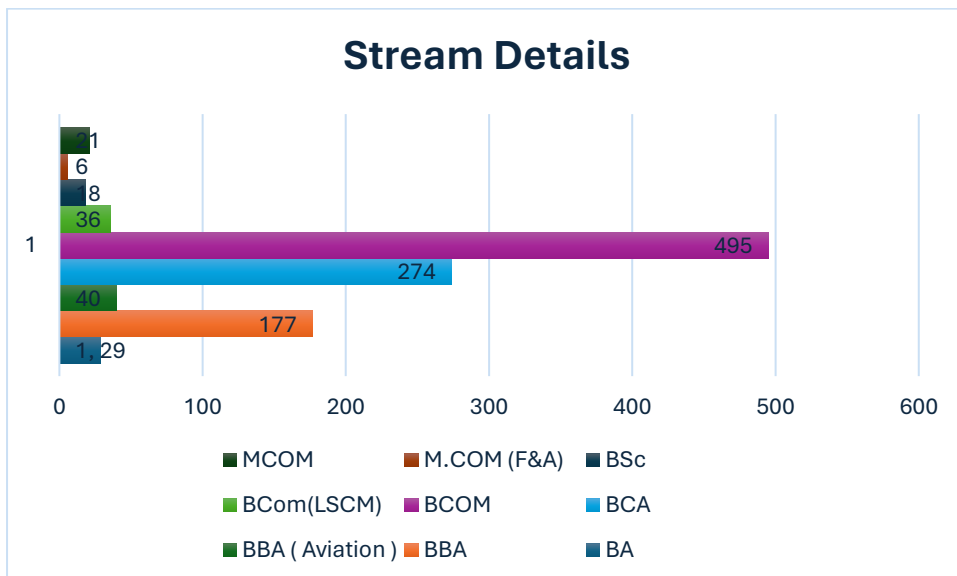
Gender/Response	Grand Total
Female	348
Male	748
Grand Total	1096

2. Age of the Respondents

Age Category	No of Respondents
18 to 25	1055
25 to 30	40
Above 30	1
Grand Total	1096

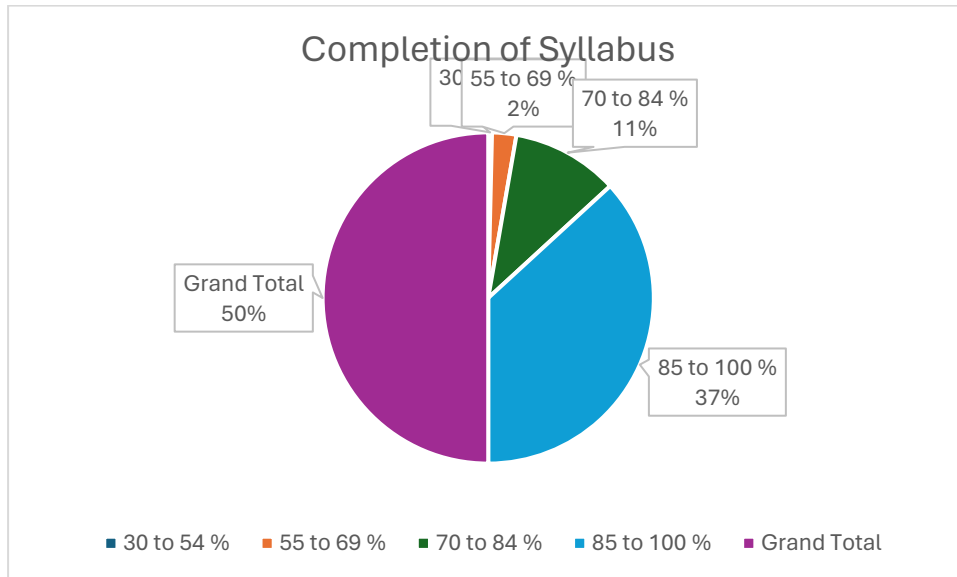
3. Response of different Course

Courses	Response
BA	29
BBA	177
BBA (Aviation)	40
BCA	274
BCOM	495
BCom(LSCM)	36
BSc	18
M.COM (F&A)	6
MCOM	21
Grand Total	1096



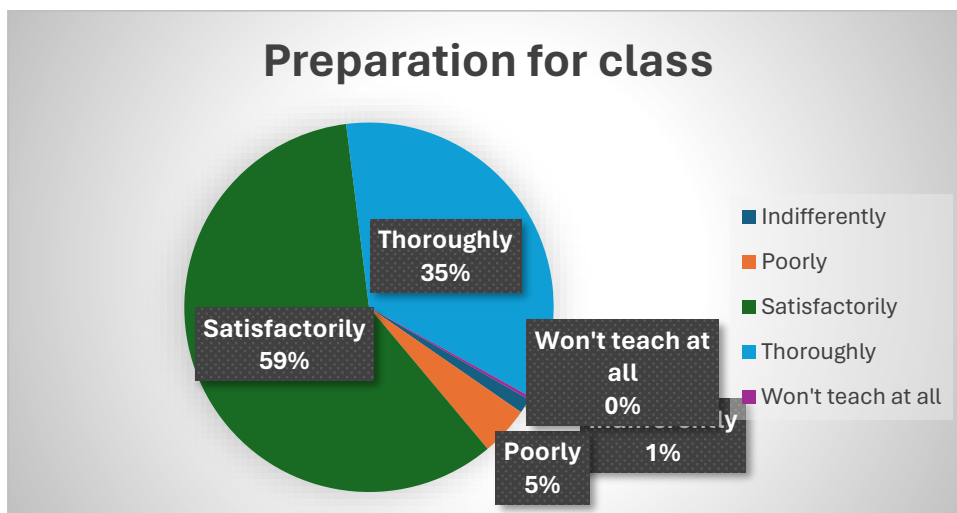
4. How much of the syllabus was covered in the class?

Row Labels	Syllabus Covered
30 to 54 %	8
55 to 69 %	52
70 to 84 %	229
85 to 100 %	807
Grand Total	1096



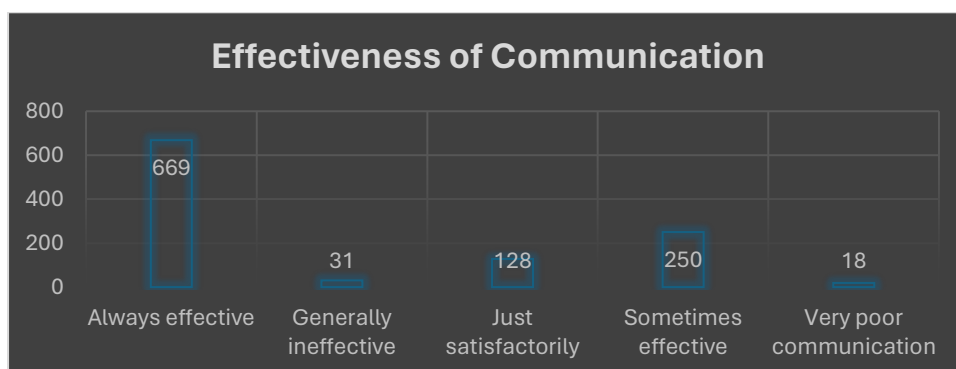
5. How well did the teachers preparation for the class?

Opinion	Preparation for the class
Indifferently	14
Poorly	47
Satisfactorily	648
Thoroughly	384
Won't teach at all	3
Grand Total	1096



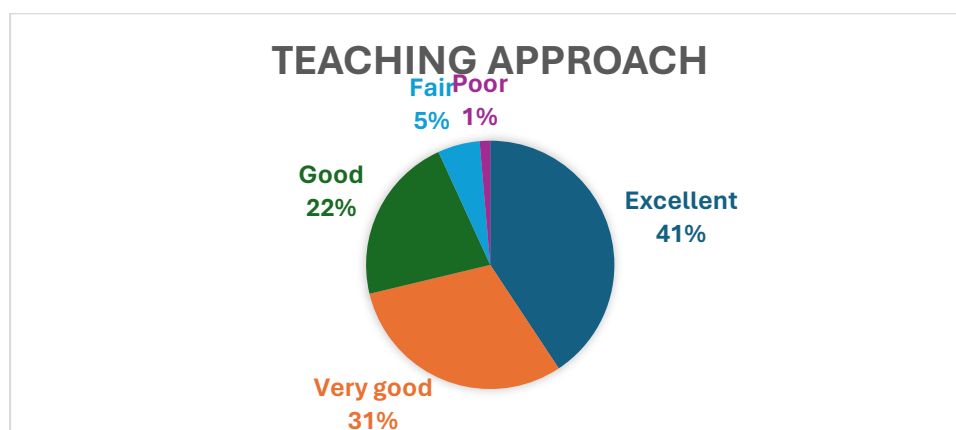
6. How well were the teachers able to communicate?

Levels	No of Responses
Always effective	669
Generally ineffective	31
Just satisfactorily	128
Sometimes effective	250
Very poor communication	18
Grand Total	1096



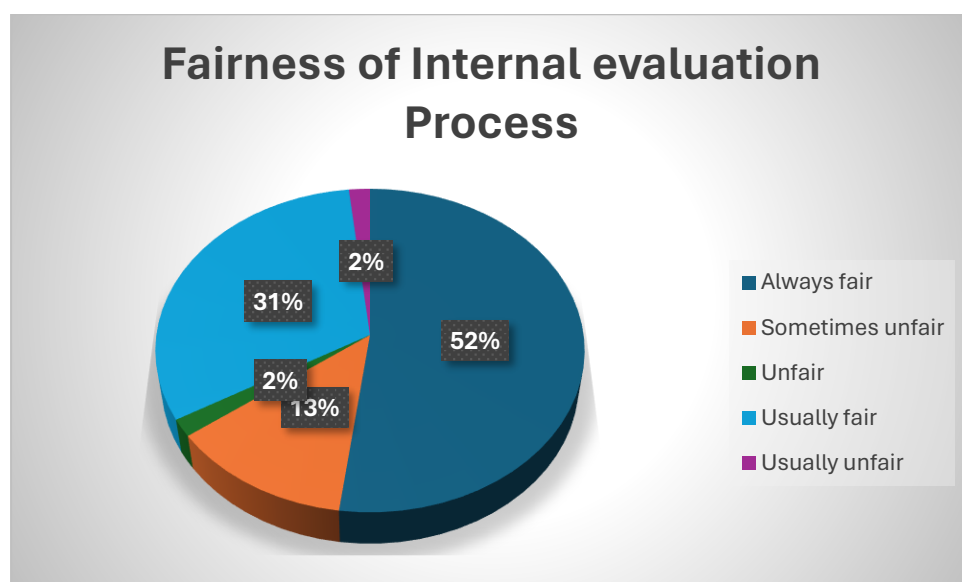
7. The teachers' approach to teaching can best be described as

Levels	Teacher's approach to teaching can best be described as
Excellent	446
Very good	335
Good	240
Fair	60
Poor	15
Grand Total	1096



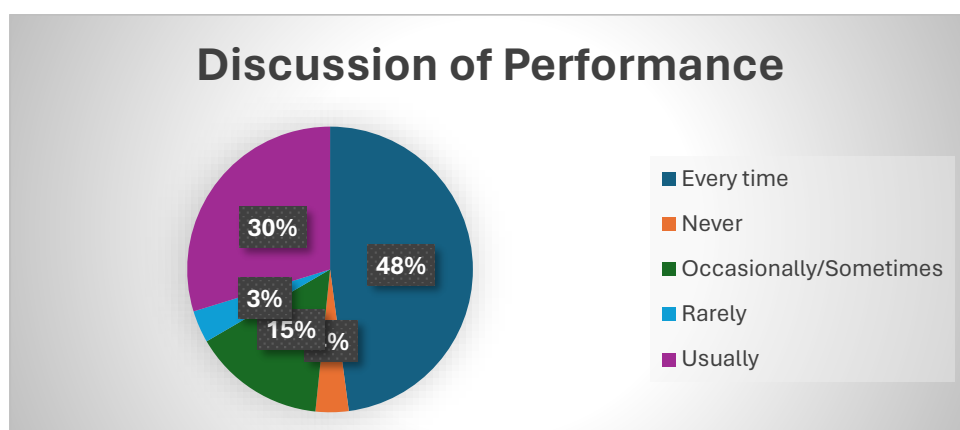
8. Fairness of the internal evaluation process by the teachers.

Fairness of the Internal evaluation	Responses
Always fair	571
Sometimes unfair	140
Unfair	19
Usually fair	347
Usually unfair	19
Grand Total	1096



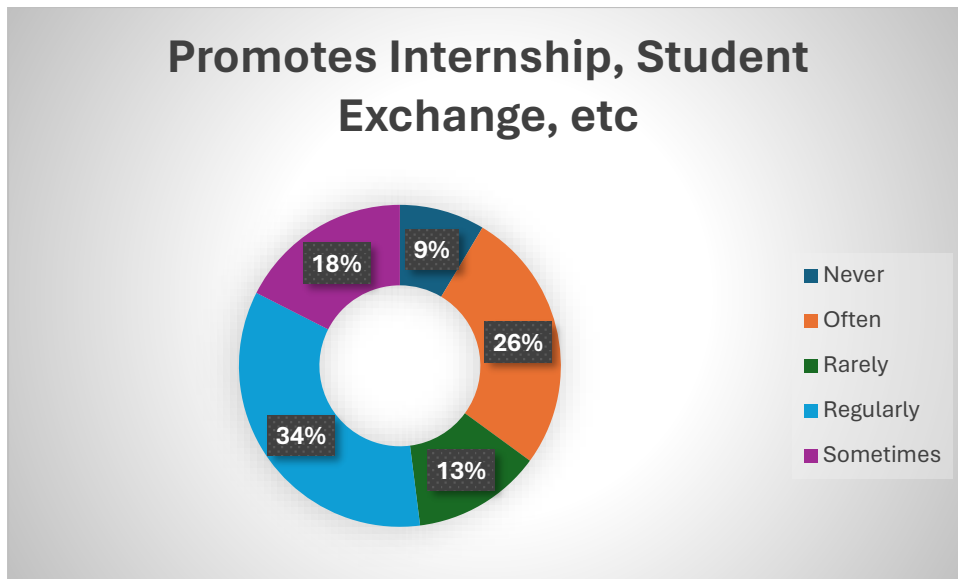
9. Was your performance in assignment discussed with you?

Discussion of Assignment Performance	No of Responses
Every time	525
Occasionally/Sometimes	164
Rarely	40
Usually	326
Never	41
Grand Total	1096



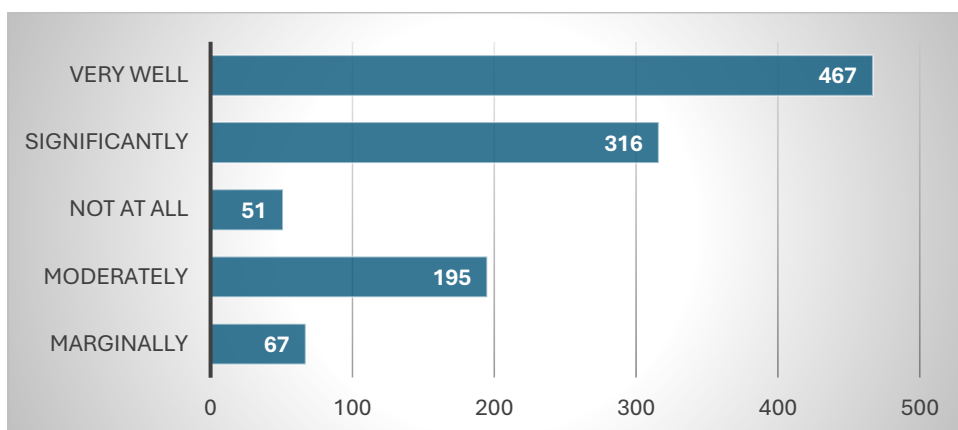
10. The institution promotes internship, student exchange and field visit opportunities for students.

Opinions	Responses
Never	94
Often	290
Rarely	142
Regularly	378
Sometimes	192
Grand Total	1096



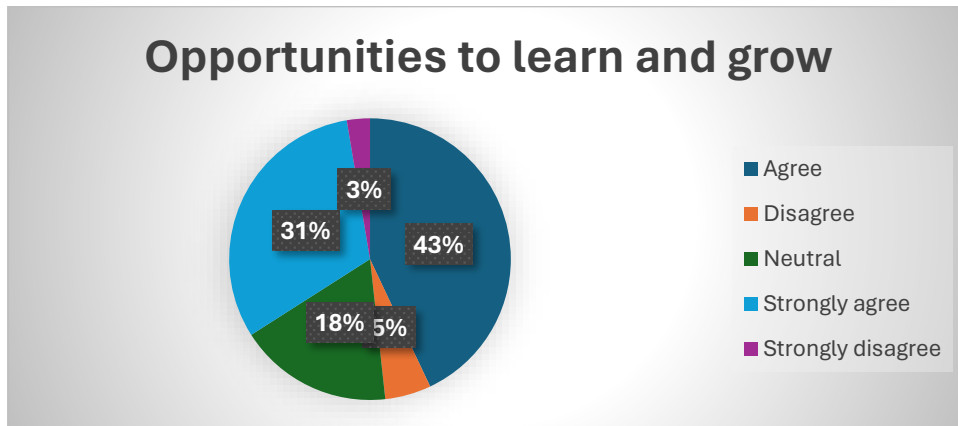
11. The teaching and mentoring process in your institution facilitate you in cognitive, social and emotional growth.

Levels	Response
Marginally	67
Moderately	195
Not at all	51
Significantly	316
Very well	467
Grand Total	1096



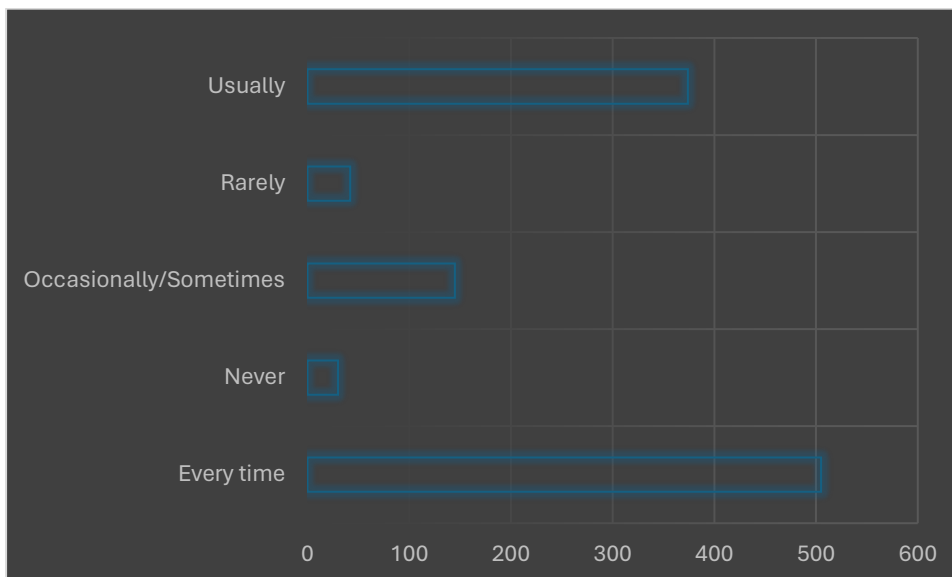
12. The institution provides multiple opportunities to learn and grow.

Levels	No of Response
Strongly disagree	29
Disagree	58
Neutral	194
Strongly agree	344
Agree	471
Grand Total	1096



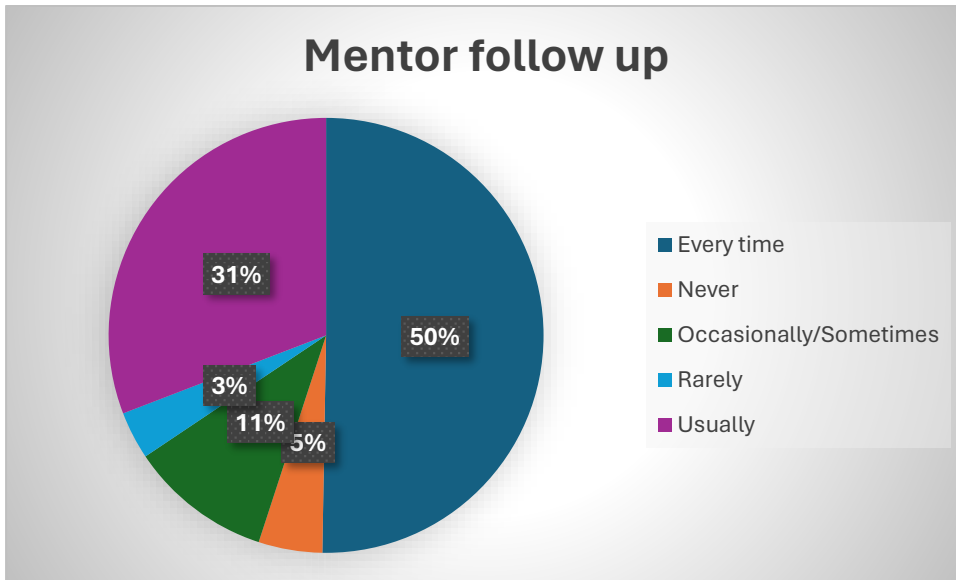
13. Teachers inform you about your expected competencies, course outcomes and programme outcomes.

Opinion	Responses
Every time	505
Never	30
Occasionally/Sometimes	145
Rarely	42
Usually	374
Grand Total	1096



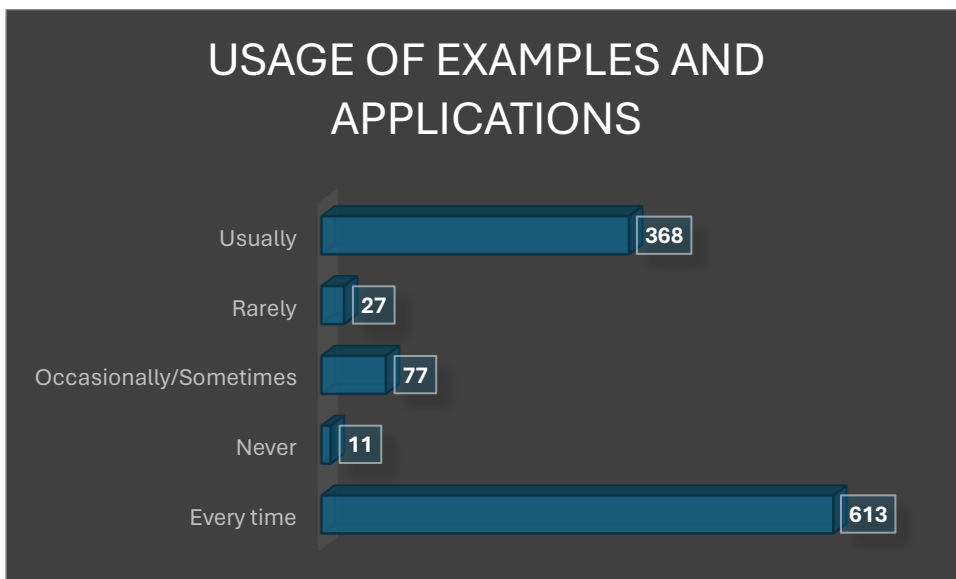
14. Your mentor does a necessary follow - up with task assigned to you.

Levels	No of Response
Every time	613
Never	11
Occasionally/Sometimes	77
Rarely	27
Usually	368
Grand Total	1096



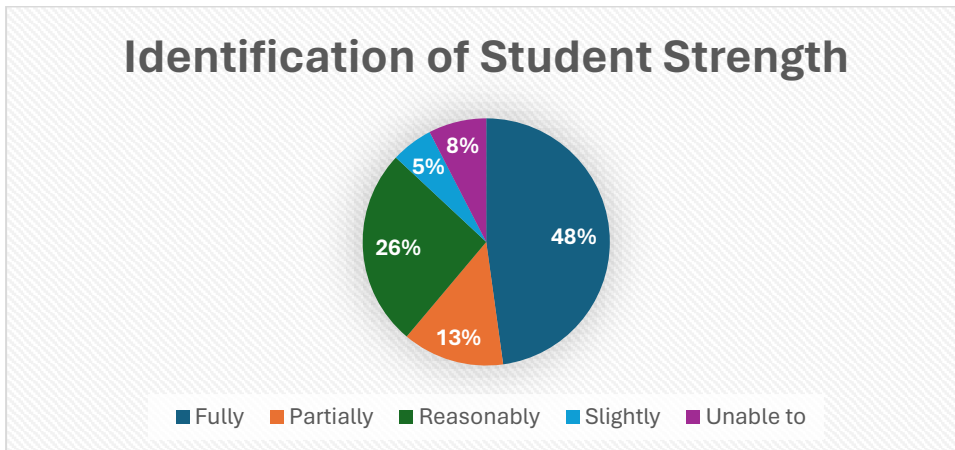
15. Teachers illustrate the concepts through examples and applications.

Level	No of response
Fully	524
Partially	146
Reasonably	283
Slightly	60
Unable to	83
Grand Total	1096



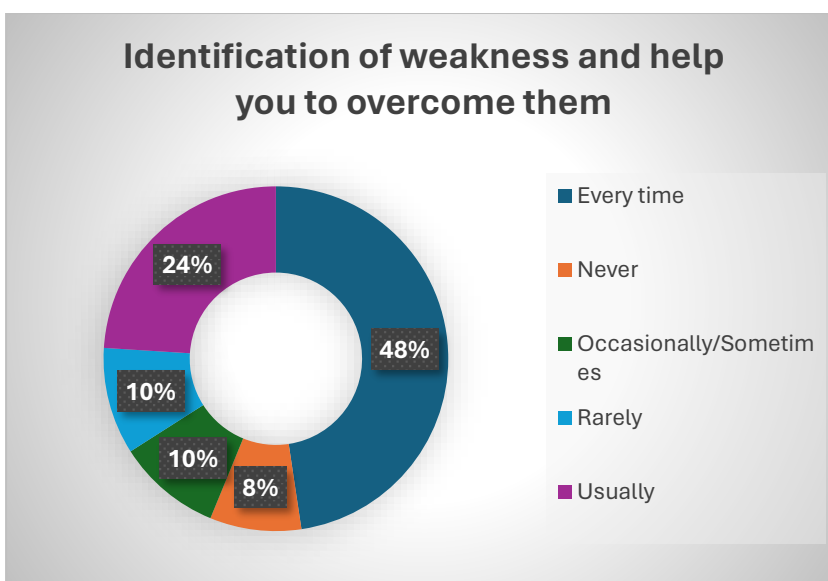
16. The teacher identifies your strengths and encourages you with providing right level challenges.

Levels	No of response
Fully	524
Partially	146
Reasonably	283
Slightly	60
Unable to	83
Grand Total	1096



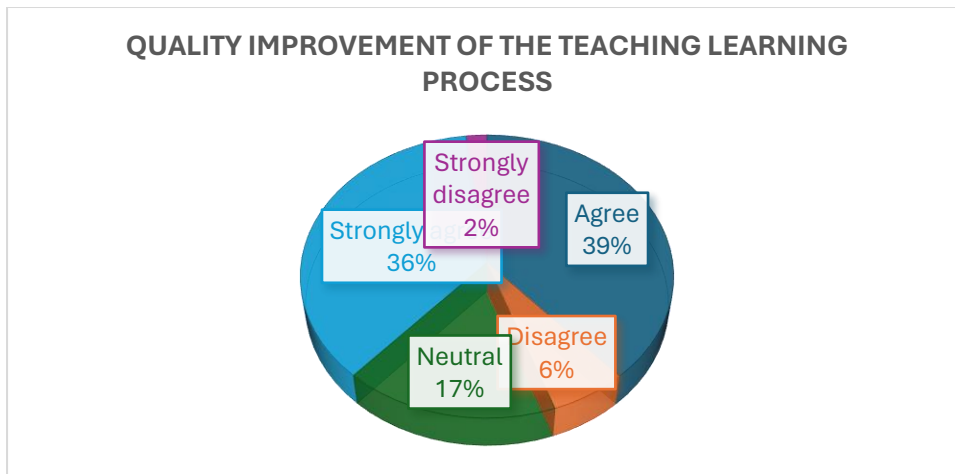
17. Teachers are able to identify your weaknesses and help you to overcome them.

Levels	No of Response
Every time	522
Never	94
Occasionally/Sometimes	107
Rarely	110
Usually	263
Grand Total	1096



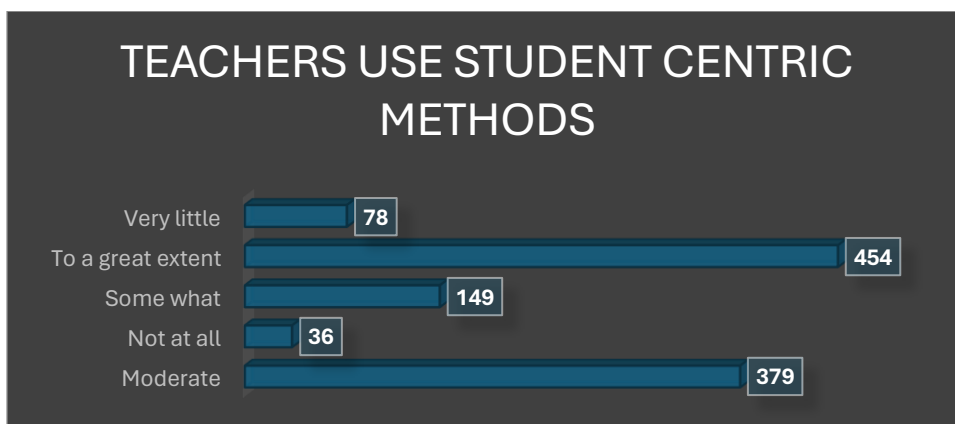
18. The Institution makes effort to engage students in the monitoring , review and continuous quality improvement of the teaching learning process.

levels	No of response
Agree	422
Disagree	67
Neutral	186
Strongly agree	399
Strongly disagree	22
Grand Total	1096



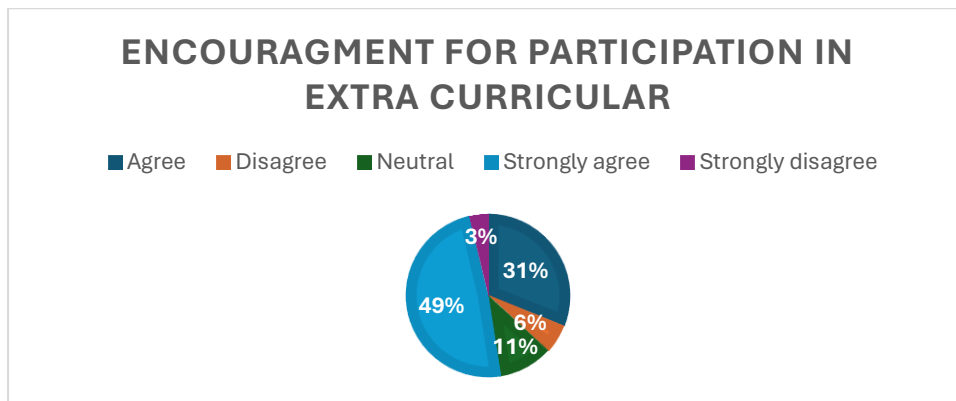
19. The institution / teachers use student centric methods, such as experiential learning, participative learning and problem-solving methodologies for enhancing learning

Levels	No of Response
Moderate	379
Not at all	36
Some what	149
To a great extent	454
Very little	78
Grand Total	1096



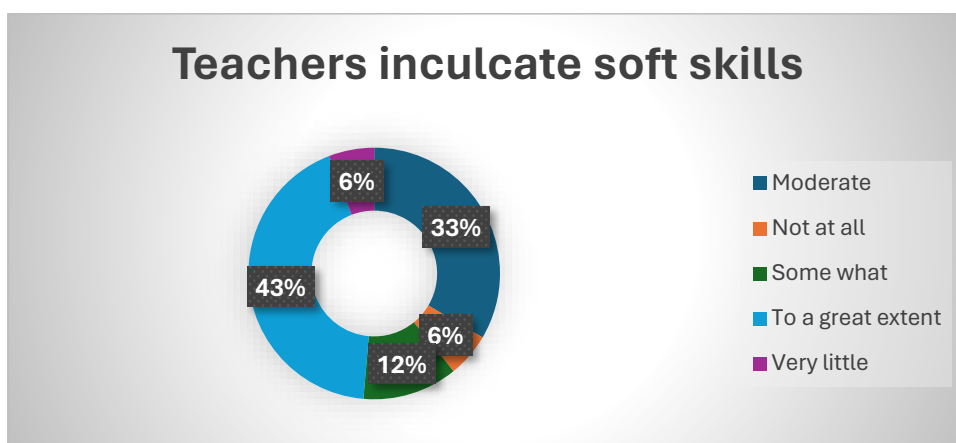
20. Teachers encouraged you to participate in extra curricular activities,

Levels	No of Response
Agree	340
Disagree	63
Neutral	118
Strongly agree	535
Strongly disagree	40
Grand Total	1096



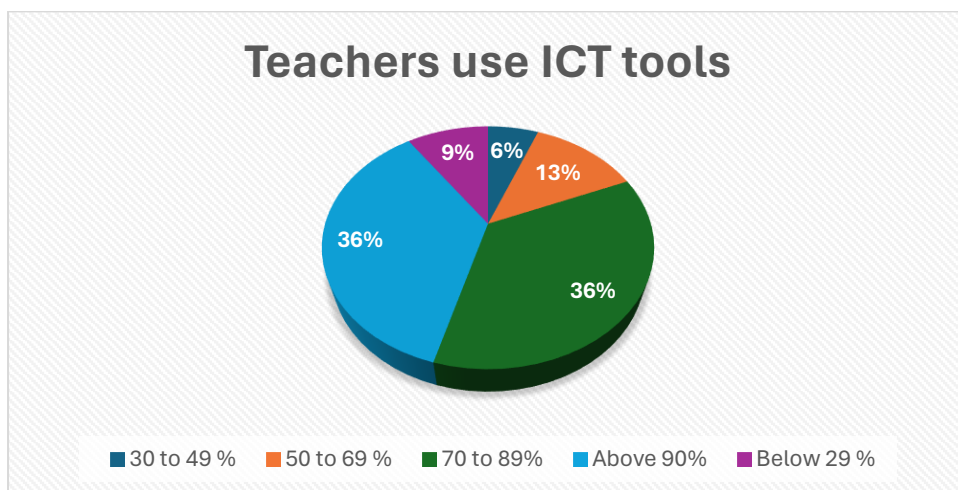
21. Efforts are made by the institute / teachers to inculcate soft skills , life skills and employability skills to make you ready for the world of work.

Levels	No of Response
Very little	64
Not at all	62
Some what	134
Moderate	367
To a great extent	469
Grand Total	1096



22. What percentage of teachers use ICT tools such as LCD projectors , Multimedia, etc. while teaching.

	No of Response
Below 29 %	105
30 to 49 %	65
50 to 69 %	139
70 to 89%	392
Above 90%	395
Grand Total	1096



23. The overall quality of teaching - learning process in your institution is very good.

Levels	No of Response
Strongly Disagree	23
Disagree	42
Neutral	178
Agree	406
Strongly agree	447
Grand Total	1096

